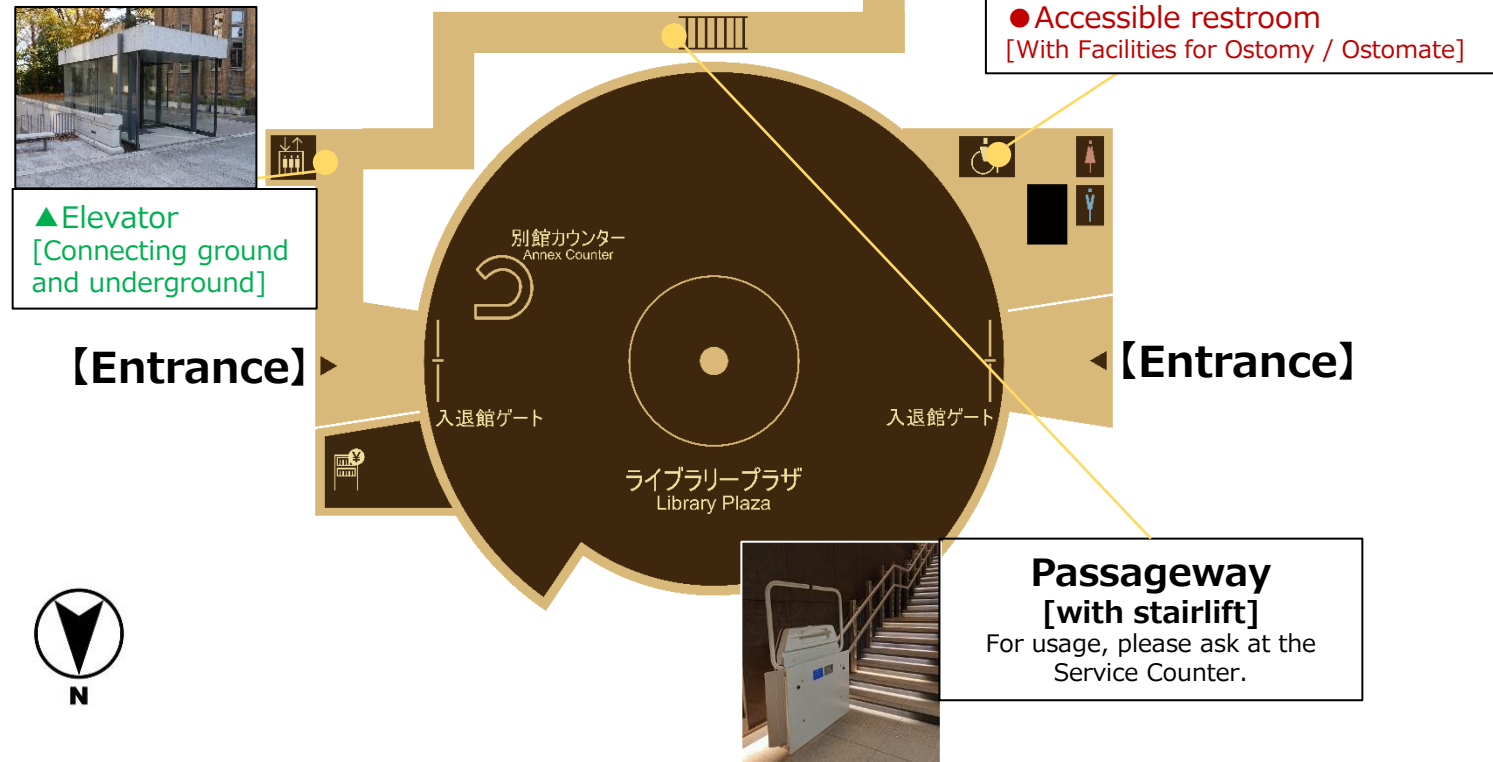


(Annex) Library Plaza

↑The main building is located on the south side of the annex.



Services

●How to enter to or exit from the Main building without passing through stairs.

The main entrance of the General Library Main building has stairs. If you want to enter to or exit from the library without stairs, you can pass through the ramp on the west side of the library. Please call the library staff by the intercom beside the automatic entrance below the ramp. An accessible parking area on the south of the ramp is available. If you want to go through the ramp every times, you can enter by your ID card without the intercom by procedure. For details, please ask at the service counter or the inquiry form at the General library website.

●Resource Services for Print Disabilities (UTokyo students and staffs only)

The University of Tokyo Library System provides a digitization service for users with print disabilities or visual impairment. This service makes available library materials or others in alternative formats such as PDF and text files.

【Who is eligible to submit a digitization request?】

Individuals who are affiliated with the University of Tokyo and who have a print disability or visual impairment can use this service. Users must register with Disability Support at the Disability Services Office before using the service.

【What types of items are eligible for digitization?】

Users can request any materials that the library owns in print. Users can also request their own books be digitized if they will be used for study or research.

Note: Classroom resumes are ineligible for this digitization service.

For details;

https://www.lib.u-tokyo.ac.jp/en/library/contents/digitizing_service_for_disabilities.html
(General Library web site > User Guide > Support for users who need special assistance > Digitization Service)



UTokyo General
Library

Accessibility
Guide & Map

B1



- Elevator



- Accessible restroom
[With a care bed for everyone
from infants to adults.]

Passageway to the Annex [With stairlift]

For usage, please ask at the Service Counter.



2

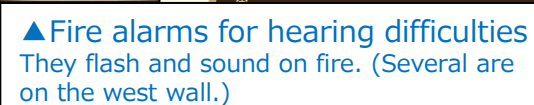
3

4

**steps**

- Accessible restroom
[With Facilities for
Ostomy / Ostomate]

▲ Accessible Sound Proof Booth
Wide enough for wheelchair access.



▲ Desks for Wheelchair Users

- Accessible restroom
[With Facilities for
Ostomy / Ostomate]



- Accessible restroom
[With Facilities for
Ostomy / Ostomate]



Main Entrance [Stairs Only]



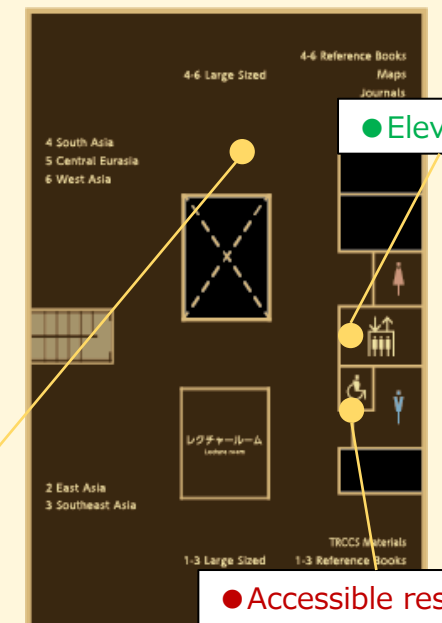
Service Counter

Library staffs support you.
A communication board (for writing)
and a loupe are available.



- Elevator

- Accessible restroom



5th floor:

- Accessible restroom
[With a care bed for everyone from infants to adults.]