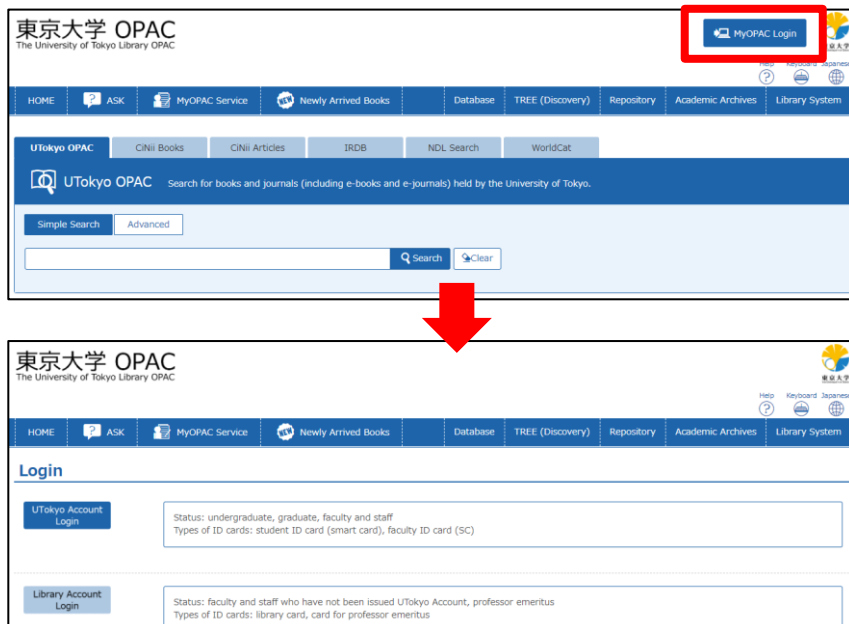


How to Make a Book Recommendation via the Web

1) Login to MyOPAC.

https://opac.dl.itc.u-tokyo.ac.jp/opac/opac_search/?loginMode=disp&lang=1



Log in with your UTokyo Account or Library Account. User registration is needed to use libraries and MyOPAC. Contact your department library for details.

*OPAC User's Guide

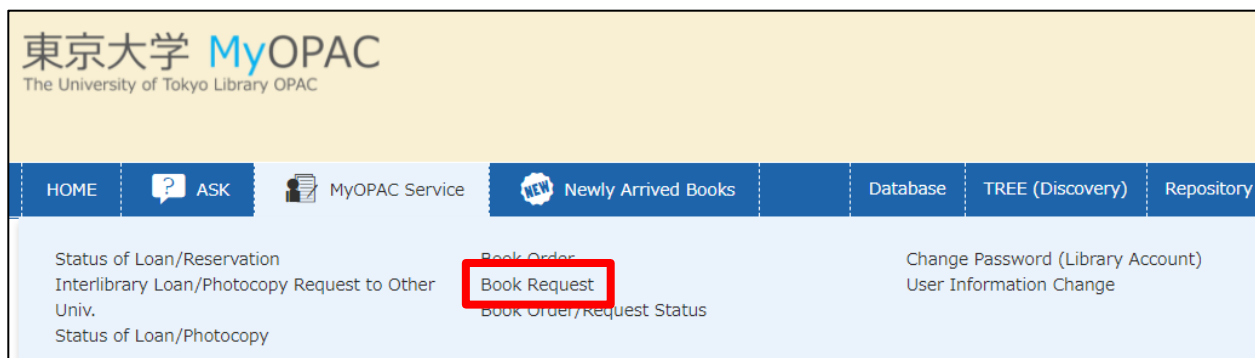
https://opac.dl.itc.u-tokyo.ac.jp/help/c_en/

2) Search for a book you want to recommend and click Request .

*Search results with “CiNii Books” tab



*You can also make a request from “Book Request” in “MyOPAC Service” menu.



3) Fill in the Book Request form.

Book Request

• This form is for Book Request service.
 • Please fill in this form and click "Continue".
 • The library in charge will consider and make reply to your request. Purchased title will be placed to where you specified as "Location".
 • Please select "Location" surely, and write the reason why you want this title to be added to the library holdings in "Comments".

Name

Selection of a Contact.


E-mail

no notification

Selection of a Location.

Location **Required** General Library Komaba Library Kashiwa Library

Please input contents of a request.

Book selection database  国立国会図書館サーチ
 You can fill these entries with the retrieval result of Amazon.co.jp.

ISBN [Reference](#) Please use half-width characters.

Title **Required**

Series Title

Edition

Author/Editor

Publisher **Required**

Pub. Year

Price

Catalog No.

Please input Comments.

Comments **Required**

[Continue](#) [Clear](#) [Back to Results List](#)

Make sure to select "General Library" as "Location".

If you use the book for your lecture, please let us know the course title and expected students number in "Comments".

4) You will receive an email notification when the book becomes available.
 You can also check the status of your request via MyOPAC.

東京大学 MyOPAC
 The University of Tokyo Library OPAC

[HOME](#) | [ASK](#) | [MyOPAC Service](#) | NEW [Newly Arrived Books](#) | [Database](#) | [TREE \(Discovery\)](#) | [Repository](#)

[Status of Loan/Reservation](#) | [Book Order](#) | [Change Password \(Library Account\)](#)
[Interlibrary Loan/Photocopy Request to Other Univ.](#) | [Book Request](#) | [User Information Change](#)
[Status of Loan/Photocopy](#) | Book Order/Request Status