

2) BRINGING YOUR OWN COMPUTER

Another way of accessing UTNet and the Internet is to connect your own computer to the network, an operation that also requires an ECCS account. Two types of connection are available: wired and wireless.

①Wired connections


Information sockets are available in several locations, particularly near ECCS terminals. You will need to bring your own LAN cable to connect your computer to the network.

②Wireless connections

Wireless access points allow computers equipped with a wireless network card to access the network as long as they are within range of an antenna.


An additional registration procedure is necessary to access wireless services. The procedure can be completed online (contact information: ecc-support@ecc.u-tokyo.ac.jp).

Wireless services online registration page (Japanese only)



<https://secure.ecc.u-tokyo.ac.jp/wlan.html>


ECCS online user guide (Japanese only)



The ECCS guide provides detailed information on the use of ECCS terminals, how to connect a personal computer, etc.

<http://www.ecc.u-tokyo.ac.jp/guide/current/>

Hyper Workbook (Japanese only)



Learn the fundamentals of computer use, or acquire specific knowledge about programming using the Hyper Workbook self-teaching tool.

<http://hwb.ecc.u-tokyo.ac.jp/current/>